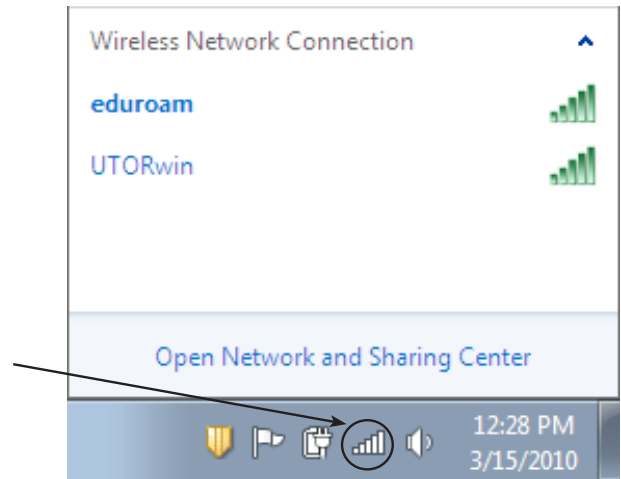


EDUROAM INSTRUCTIONS WINDOWS 7

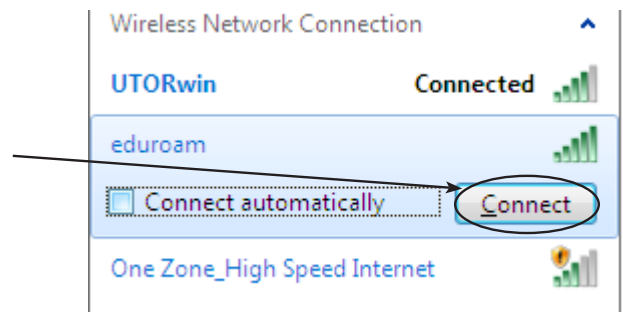
CONNECTING TO EDUROAM

Before you can use Eduroam, you must use the 'Check your UTORid' web-site. Go to <https://www.utorid.utoronto.ca/> and click on **verify** under **Problems with your UTORid?**

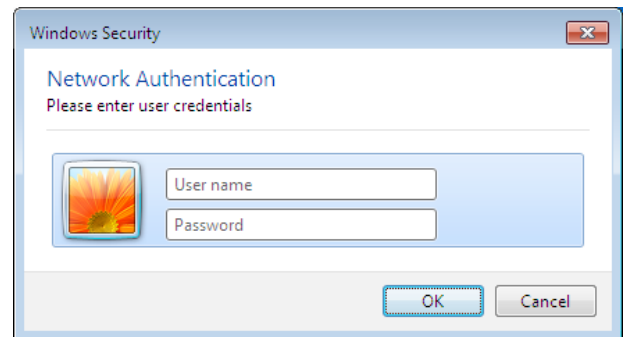
1. Left-click on the wireless network icon and click on **eduroam**.



2. Click the **Connect** button.



3. Enter your User name as **utorid@utoronto.ca** (where "utorid" is your actual UTORid), and your UTORid password. Click **OK**.



4. If you see this warning message, click **Connect**.

